

2024 PRODUCT CATALOG

PASSENGER & LIGHT TRUCK TIRES
(NORTH AMERICA)



A BRIEF RIDE THROUGH HISTORY

After a decade of promising growth, Armstrong purchases a small tire manufacturing plant in New Haven, Connecticut.

1912 ←

A tire dealer in New Jersey by the name of George F. Armstrong entered the tube & pneumatic tire industry in a tiny loft.

→ 1922

Armstrong introduced the first bias-belted fiberglass tire, one of many inventions.

1961 ←

Armstrong became the fifth-largest tire maker in the world and ranked amongst the Fortune 500 companies.

→ 1965

Armstrong achieved a record sales volume worth \$1 billion.

1970 ←

The Armstrong Rubber Company moved into its \$7 million headquarters designed by renowned architect Michael Brauer in New Haven, Connecticut.

→ 1986

Pirelli phased out the Armstrong brand in the latter half of the 1990's.

1988 ←

Armstrong was acquired by Pirelli S.p.A, becoming Pirelli Armstrong Tire Corporation.

→ 1990

Newly reengineered, the Armstrong brand returns to the tire industry, continuing the Armstrong legacy of making premium products by quality-minded people.

2012 ←

ZAFCO acquires the Armstrong brand from Pirelli with the goal of rebuilding it from the ground up.

→ 2015

ABOUT US

Over the past five years, we've been steadily working to bring back one of the most reliable and trusted American tire brands - and modernizing it into a premium ZAFCO product offering.

Armstrong Tires is now part of the ZAFCO family of brands, and our dedication to quality, value, and safety turned out to be a perfect fit for the continuation of the Armstrong legacy.

Every Armstrong tire you buy is backed by an uncompromising level of integrity and service that has been ZAFCO's signature for the past 25 years.

We're proud of the legacy that we've built over the last quarter century, and we look forward to growing the Armstrong brand with the help of key partners in the tire industry.



WHY ARMSTRONG?

VALUE-DRIVEN PRICING PROGRAM

Our unique pricing program was designed with our dealers in mind and is positioned to increase your profit margins so you can easily grow your business and stay competitive in today's modern tire industry.



RECOGNIZABLE NAME WITH A RICH LEGACY

The Armstrong name was once a household name listed as a Fortune 500 company and the 5th largest tire manufacturer in the world. We aim to restore Armstrong's legacy and solidify its place in the tire industry.

DOMESTIC DISTRIBUTION PROGRAM

Our tires are manufactured in our state-of-the-art factory just outside Bangkok, Thailand and are distributed from our warehouses throughout the United States to ensure speedy supply and readily available inventory.



A STELLAR SUITE OF SELL-OUT SUPPORT

Armstrong dealers receive sell-out support including training resources, marketing programs, and access to our Dealer Portal so you have all the sales tools you need at your fingertips.

A WARRANTY DESIGNED FOR SELLING

Armstrong's built-to-last warranty includes a two-year road hazard coverage, roadside assistance, mileage warranty up to 85,000 miles, and a 30-day money back guarantee.



THE BUILT TO LAST WARRANTY

TUFF 360

It's easy to talk about quality when delivering on quality is easy. But what does quality look like when things don't go as planned?

What we're offering is peace of mind – on both sides of the sales counter. Our industry-leading warranty includes 100% replacement on-road hazards within the first two years, plus reimbursement for flat tire repair along with roadside assistance. We also cover mileage claims for up to 85,000 miles along with a 30-day money back guarantee, no questions asked.



6 YEAR LIMITED WARRANTY



24/7 ROADSIDE ASSISTANCE



ROAD HAZARD REPAIRS



WORN TREAD REPLACEMENT



30-DAY MONEY BACK

For warranty coverage details, please visit armstrongtire.com/TUFF360



An aerial photograph showing a two-lane asphalt road that curves through a hilly, vegetated landscape. The road is flanked by sandy areas and dense green vegetation. The overall scene is captured from a high angle, looking down at the road and the surrounding terrain.

**ARMSTRONG
ALL SEASON TIRES**

BLU-TRAC PC



This next generation of passenger tire is designed to deliver a smoother ride with reduced road noise and more even tread wear, while also providing enhanced traction and braking ability in both wet and dry conditions.



6 YEAR LIMITED WARRANTY



24/7 ROADSIDE ASSISTANCE



ROAD HAZARD REPAIRS



85K MILEAGE WARRANTY



30-DAY MONEY BACK




A SYMMETRIC TREAD DESIGN.

Symmetric tread design leads to smoother rolling on the road and even tread wear throughout the tire's lifespan.



A SET OF DYNAMIC INNER RIBS.

A three-across set of inner ribs reduces road noise and improves ride comfort.



A SELF-LOCKING SIPES SYSTEM.

A self-locking sipes system ensures exceptional water evacuation to enhance road traction and braking.



LATERAL CHAMFERED EDGES.

Chamfered edges of the lateral grooves reduces rolling resistance and increases tread rigidity.

BLU-TRAC PC / UTQG 700 A A / M+S

SERIES	PRODUCT CODE	SIZE	LOAD INDEX / SPEED SYMBOL	MAXIMUM LOAD	MAX. INFLATION PRESSURE	RIM WIDTH	SECTION WIDTH	OVERALL DIAMETER	TREAD DEPTH
				LBS	PSI	INCHES	INCHES	INCHES	32NDS
80	1200048864	155/80R13	79T	965	44	4.5	6.3	22.6	9
	1200046718	145/70R13	71T	760	44	4.5	6.0	20.9	10
	1200048858	155/70R13	75T	855	44	4.5	6.2	21.6	9
	1200048866	165/70R13	79T	965	44	5.0	6.7	21.9	9
	1200048871	175/70R13	82T	1045	44	5.0	6.9	22.5	9
70	1200048859	165/70R14	81T	1020	44	5.0	6.7	23.1	9
	1200046719	175/70R14	88T XL	1235	50	5.0	6.9	23.6	9
	1200043036	185/70R14	88H	1235	44	5.5	7.6	24.3	9
	1200043042	195/70R14	91T	1355	44	6.0	8.0	24.8	9
	1200043043	195/70R14	95H XL	1520	50	6.0	8.0	24.8	9
	1200043050	205/70R15	100H XL	1765	50	6.0	8.4	26.3	9
	1200043058	215/70R15	98H	1655	44	6.5	8.7	26.9	10
	1200048860	155/65R13	73T	805	44	4.5	6.2	20.8	9
	1200048872	165/65R13	77T	910	44	5.0	6.8	21.3	10
	1200048857	155/65R14	75T	855	44	4.5	6.2	21.9	9
65	1200048862	165/65R14	79T	965	44	5.0	6.8	22.4	9
	1200043030	175/65R14	82H	1045	44	5.0	7.1	23.0	9
	1200043031	185/65R14	86H	1170	44	5.5	7.4	23.5	9
	1200046720	175/65R15	84H	1100	44	5.0	7.1	23.9	10
	1200046636	185/65R15	88H	1235	44	5.5	7.4	24.4	9
	1200043033	185/65R15	88T	1235	44	5.5	7.4	24.4	9
	1200043039	195/65R15	91H	1355	44	6.0	7.9	25.0	9
	1200043040	195/65R15	95H XL	1520	50	6.0	7.9	25.0	9
	1200043041	195/65R15	91V	1355	44	6.0	7.9	25.0	9
	1200043046	205/65R15	94H	1475	44	6.0	8.2	25.4	9
	1200043047	205/65R15	99H XL	1710	50	6.0	8.2	25.4	9
	1200046724	205/65R16	95V	1520	44	6.0	8.2	26.5	11
	1200043054	215/65R16	102H XL	1875	50	6.5	8.7	26.9	10
	1200043064	235/65R16	103H	1930	44	7.0	9.4	27.9	10
	1200043057	215/65R17	99V	1710	44	6.5	8.7	28.1	10
60	1200048868	165/60R14	75H	855	44	5.0	6.7	21.8	10
	1200046721	185/60R14	82H	1045	44	5.5	7.4	22.6	9
	1200048873	175/60R15	81H	1020	44	5.0	7.1	23.2	10
	1200046722	185/60R15	88H XL	1235	50	5.5	7.3	23.7	10
	1200043037	195/60R15	88H	1235	44	6.0	7.9	24.2	10
	1200043044	205/60R16	92H	1390	44	6.0	8.1	25.6	9
	1200043045	205/60R16	92V	1390	44	6.0	8.1	25.6	9
	1200043051	215/60R16	95H	1520	44	6.5	8.6	26.1	10
	1200043052	215/60R16	99V XL	1710	50	6.5	8.6	26.1	10
	1200043060	225/60R16	102V XL	1875	50	6.5	9.0	26.5	10
55	1200046723	235/60R16	100V	1765	44	7.0	9.5	27.0	10
	1200043061	225/60R17	99H	1710	44	6.5	9.0	27.8	10
	1200043062	225/60R17	99V	1710	44	6.5	9.0	27.8	10
	1200056563	165/55R14	72T	785	44	5.0	6.7	21.2	9
	1200056565	185/55R16	87H XL	1200	50	6.0	7.6	24.0	10
	1200043082	205/55R16	91H	1355	44	6.5	8.3	24.9	9
	1200043083	205/55R16	94V XL	1475	50	6.5	8.3	24.9	9
50	1200056564	165/50R15	76T XL	880	50	5.0	6.7	21.5	9

UPCOMING SIZES	
TIRE SIZE	LI/SS
195/60R16	89V
235/75R15	109T XL

BLU-TRAC HP



This Ultra High Performance tire features circumferential and sub-straight grooves to deliver enhanced water evacuation, handling, and stability. Its sipe design provides increased grip, safety, and comfort, while a silent groove wall reduces outside noise.



6 YEAR LIMITED WARRANTY



24/7 ROADSIDE ASSISTANCE



ROAD HAZARD REPAIRS



45K MILEAGE WARRANTY



30-DAY MONEY BACK



FOUR WIDE CIRCUMFERENTIAL GROOVES.

These four grooves, which span the circumference of the tire, work in conjunction with the lateral grooves to evacuate water rapidly, leading to improved handling and traction.



A VARIETY OF SIPE DESIGNS.

A variety of sipes distributed on the inner ribs creates extra gripping surfaces for enhanced safety and ride comfort.



SUB-STRAIGHT GROOVES.

Sub-straight grooves in the outer shoulders improve cornering precision and stability.



AN INNOVATIVE SILENT GROOVE WALL.

The silent groove wall reduces outer noise by disrupting the air flow through vertical serrations.

BLU-TRAC HP / UTQG 340 A A / M+S

SERIES	PRODUCT CODE	SIZE	LOAD INDEX / SPEED SYMBOL	MAXIMUM LOAD	MAX. INFLATION PRESSURE	RIM WIDTH	SECTION WIDTH	OVERALL DIAMETER	TREAD DEPTH
				LBS	PSI	INCHES	INCHES	INCHES	32NDS
60	1200046729	215/60R17	96H	1565	44	6.5	8.7	27.1	10
	1200046733	225/60R18	100H	1765	44	6.5	9.2	28.6	10
	1200046728	185/55R14	80H	990	44	6.0	7.6	22.0	10
	1200048861	185/55R15	82V	1045	44	6.0	7.6	23.0	10
	1200046725	195/55R15	85V	1135	44	6.0	8.0	23.4	10
	1200046726	195/55R16	91V XL	1355	50	6.0	8.0	24.4	10
	1200043084	205/55R16	94W XL	1475	50	6.5	8.4	24.9	9
55	1200043090	215/55R16	97W XL	1610	50	7.0	8.9	25.1	9
	1200043102	225/55R16	99W XL	1710	50	7.0	9.1	25.6	9
	1200043092	215/55R17	98W XL	1655	50	7.0	8.9	26.4	9
	1200043093	215/55R17	94Y	1475	44	7.0	8.9	26.4	9
	1200043104	225/55R17	101W XL	1820	50	7.0	9.0	26.9	9
	1200046742	235/55R17	103W XL	1930	50	7.5	9.7	27.1	10
	1200048863	195/50R15	86V XL	1170	50	6.0	7.8	22.7	10
50	1200048869	195/50R16	88V XL	1235	50	6.0	7.8	23.7	10
	1200043079	205/50R16	87Y	1200	44	6.5	8.2	24.1	10
	1200046741	225/50R16	92W	1390	44	7.0	9.2	24.8	10
	1200043080	205/50R17	93W XL	1435	50	6.5	8.4	25.3	9
	1200043088	215/50R17	95W XL	1520	50	7.0	8.6	25.5	9
	1200043100	225/50R17	98W XL	1655	50	7.0	8.9	25.9	10
	1200046731	235/50R18	101W XL	1820	50	7.5	9.5	27.3	10
45	1200048865	195/45R16	84V XL	1100	50	6.5	7.7	23.0	10
	1200048867	205/45R16	87W XL	1200	50	7.0	8.1	23.2	10
	1200046727	205/45R17	88W XL	1235	50	7.0	8.1	24.2	10
	1200043086	215/45R17	91W XL	1355	50	7.0	8.4	24.7	9
	1200043097	225/45R17	94Y XL	1475	50	7.5	8.9	25.2	9
	1200043106	235/45R17	97W XL	1610	50	8.0	9.3	25.4	9
	1200046732	245/45R17	99W XL	1710	50	8.0	9.6	25.7	9
40	1200043098	225/45R18	95W XL	1520	50	7.5	8.9	26.1	9
	1200046734	235/45R18	98W XL	1655	50	8.0	9.3	26.3	10
	1200043111	245/45R18	100W XL	1765	50	8.0	9.6	26.7	9
	1200046740	255/45R18	103W XL	1930	50	8.5	10.0	27.0	10
	1200046737	245/45R19	102Y XL	1875	50	8.0	9.6	28.0	10
	1200043077	205/40R17	84Y XL	1100	50	7.5	8.3	23.5	9
	1200048870	215/40R17	87W XL	1200	50	7.5	8.6	23.9	10
35	1200046642	245/40R17	95W XL	1520	50	8.5	9.7	24.7	10
	1200043096	225/40R18	92Y XL	1390	50	8.0	9.1	25.1	9
	1200046730	235/40R18	95W XL	1520	50	8.5	9.5	25.4	10
	1200043109	245/40R18	97W XL	1610	50	8.5	9.8	25.7	9
	1200046736	245/40R19	98Y XL	1655	50	8.5	9.8	27.1	10
	1200060612	275/40R19	105Y XL	2040	50	9.5	10.6	28.0	9
	1200060607	245/40R20	99Y XL	1710	50	8.5	9.4	27.7	9
30	1200046738	255/35R18	94W XL	1475	50	9.0	10.2	24.9	10
	1200046743	225/35R19	88W XL	1235	50	8.0	9.1	25.3	10
	1200046744	235/35R19	91W XL	1355	50	8.5	9.5	25.6	10
	1200046735	245/35R19	93W XL	1435	50	8.5	9.8	25.9	10
	1200046739	255/35R19	96W XL	1565	50	9.0	10.1	26.0	9
	1200060609	275/35R19	100Y XL	1765	50	9.5	10.6	26.9	9

BLU-TRAC HP / UTQG 340 A A / M+S

SERIES	PRODUCT CODE	SIZE	LOAD INDEX / SPEED SYMBOL	MAXIMUM LOAD	MAX. INFLATION PRESSURE	RIM WIDTH	SECTION WIDTH	OVERALL DIAMETER	TREAD DEPTH
				LBS	PSI	INCHES	INCHES	INCHES	32NDS
35	1200043094	225/35R20	90Y XL	1325	50	8.0	8.9	26.6	9
	1200043108	245/35R20	95Y XL	1520	50	8.5	9.8	26.9	10
	1200060608	255/35R20	97Y XL	1610	50	9.0	10.4	27.2	9
	1200060610	275/35R20	102Y XL	1875	50	9.5	10.4	28.0	9
	1200060611	275/35R21	103Y XL	1930	50	9.5	11	28.9	9

UPCOMING SIZES

TIRE SIZE	LI/SS
205/55R17	95W XL
225/50R18	99W XL
235/50R17	100Y XL
245/50R17	99W
245/50R18	104W XL
215/45R18	93Y XL
235/45R19	99Y XL
205/40R18	86Y XL
225/40R19	93Y XL
235/40R19	96Y XL
255/40R18	99Y XL
255/40R19	100Y XL
275/40R18	103Y XL
265/35R18	97Y XL
265/35R19	98Y XL
275/35R18	99Y XL

TRU-TRAC SU



True to the Armstrong TRU-TRAC legacy, this SUV tire provides reduced rolling resistance and increased wet grip, plus a shoulder base that inhibits block wriggling and tire deformity. Stiff sidewalls absorb impact and improve ride comfort while a wide footprint enhances overall driving safety and stability.



6 YEAR
LIMITED
WARRANTY



24/7
ROADSIDE
ASSISTANCE



ROAD
HAZARD
REPAIRS



65K MILEAGE
WARRANTY



30-DAY
MONEY
BACK




CROSS-LINKED SIPES.

Specially engineered cross-linked sipes on the inner ribs reduce rolling resistance and increase grip in wet conditions.



A WIDE FOOTPRINT.

A wide "footprint" - the portion of the tire's tread that makes contact with the road surface - provides overall driving safety and stability.



A UNIQUE SIDEWALL CONSTRUCTION.

A unique sidewall construction absorbs impact on uneven roads to enhance ride comfort.



A SHOULDER BOTTOM BASE.

A shoulder bottom base and blocks construction retain continuity by reducing block wriggling and tire deformation.

TRU-TRAC SU / UTQG 440 A A / M+S

SERIES	PRODUCT CODE	SIZE	LOAD INDEX / SPEED SYMBOL	MAXIMUM LOAD	MAX. INFLATION PRESSURE	RIM WIDTH	SECTION WIDTH	OVERALL DIAMETER	TREAD DEPTH
				LBS	PSI	INCHES	INCHES	INCHES	32NDS
65	1200048855	215/65R16	98H	1655	44	6.5	8.7	27.0	10
	1200046711	235/60R18	107W XL	2150	50	7.0	9.5	29.1	10
	1200056256	245/60R18	105V	2040	44	7.0	9.8	29.6	10
60	1200043071	265/60R18	110V	2335	44	8.0	10.7	30.5	11
	1200043072	265/60R18	114V XL	2600	50	8.0	10.7	30.5	11
	1200046717	275/60R20	115H	2680	44	8.0	10.9	33.0	13
55	1200048854	215/55R18	99V XL	1710	50	7.0	8.8	27.4	10
	1200048856	225/55R18	98V	1655	44	7.0	9.1	27.8	10
	1200043065	235/55R18	104W XL	1985	50	7.5	9.5	28.1	10
50	1200043069	255/55R18	109W XL	2270	50	8.0	10.4	29.0	12
	1200046709	225/55R19	99V	1710	44	7.0	9.2	28.8	10
	1200046645	235/55R19	105V XL	2040	50	7.5	9.6	29.2	10
45	1200060619	255/55R19	111Y XL	2405	50	8.0	10.3	30.2	9
	1200043075	275/55R20	117V XL	2835	50	8.5	11.2	31.9	11
	1200043067	255/50R19	107W XL	2150	50	8.0	10.1	29.1	10
40	1200056257	245/50R20	102V	1875	44	7.5	10.0	29.7	10
	1200056259	255/50R20	109V XL	2270	50	8.0	10.4	30.1	10
	1200046716	265/50R20	111V XL	2405	50	8.5	10.9	30.6	10
35	1200056260	285/50R20	116V XL	2755	50	9.0	11.7	31.3	9
	1200056625	275/50R21	113V XL	2535	50	8.5	11.2	31.9	9
	1200046714	225/45R19	96W XL	1565	50	7.5	9.0	27.0	10
30	1200060621	245/45R20	103Y XL	1930	50	8.0	9.4	28.9	9
	1200046715	265/45R20	108Y XL	2205	50	9.0	10.4	29.5	9
	1200043073	275/45R20	110W XL	2335	50	9.0	10.7	29.8	10
25	1200056623	265/45R21	108W XL	2205	50	9.0	10.5	30.4	9
	1200056624	275/45R21	110Y XL	2335	50	9.0	10.7	30.7	9
	1200056626	285/45R22	114Y XL	2600	50	9.5	11.2	32.1	9
20	1200046712	275/40R20	106Y XL	2095	50	9.5	10.8	28.9	9
	1200056622	265/40R21	105Y XL	2040	50	9.5	10.7	29.3	9
	1200056627	295/40R21	111Y XL	2405	50	10.5	11.9	30.3	9
15	1200060615	265/40R22	106Y XL	2095	50	9.5	10.5	30.6	9
	1200060616	275/40R22	108Y XL	2205	50	9.5	10.7	30.9	9
	1200060618	285/40R22	110Y XL	2335	50	10.0	11.1	31.0	9
10	1200060620	315/35R20	110Y XL	2335	50	11.0	12.2	28.9	9
	1200060617	315/35R22	111Y XL	2405	50	11.0	12.2	30.9	9

UPCOMING SIZES	
TIRE SIZE	LI/SS
235/65R17	108V XL
235/65R18	106W
255/65R18	111H
255/60R19	113W XL
235/55R20	105W XL
255/55R20	110Y XL
275/50R22	111V
255/45R20	105Y XL
275/45R22	112W XL
305/40R22	114W XL
265/35R22	102Y XL
295/35R24	110Y XL
305/35R24	112W XL

TRU-TRAC HT



True to the Armstrong TRU-TRAC legacy, this Highway Terrain tire provides greater towing ability and increased grip under skidding conditions. An optimized curved tread increases tire rigidity and reduces rolling resistance, while a noise-blocking bar reduces premature wear and road traction noise.



6 YEAR
LIMITED
WARRANTY



24/7
ROADSIDE
ASSISTANCE



ROAD
HAZARD
REPAIRS



65K MILEAGE
WARRANTY




30-DAY
MONEY
BACK




A SPECIALLY ENGINEERED TREAD.

A specially engineered tread design provides greater towing ability on the highways.



A NOISE-BLOCKING BAR.

A noise-blocking bar on the tire shoulders delays premature wear and reduces sound that is generated by road traction.



CONTINUOUS OPEN LATERAL CHANNELS.

Continuous open lateral channels increase tire grip under skidding conditions and provide enhanced safety.



AN OPTIMIZED CURVED TREAD PROFILE.

An optimized curved tread profile increases rigidity and reduces rolling resistance.

TRU-TRAC HT / UTQG 740 A A / M+S

SERIES	PRODUCT CODE	SIZE	LOAD INDEX / SPEED SYMBOL	MAXIMUM LOAD		RIM WIDTH	SECTION WIDTH	OVERALL DIAMETER	TREAD DEPTH
				LBS	PSI				
75	1200043356	235/75R15	109H XL	2270	50	6.5	9.3	28.7	13
	1200042718	215/70R16	100H	1765	44	6.5	8.8	27.8	11
70	1200042722	225/70R16	103H	1930	44	6.5	9.1	28.3	11
	1200043018	235/70R16	106H	2095	44	7.0	9.6	29.0	11
	1200043023	245/70R16	111H XL	2405	50	7.0	9.8	29.4	11
	1200043025	265/70R16	112H	2470	44	8.0	10.7	30.4	11
	1200043027	265/70R17	115H	2680	44	8.0	10.8	31.7	13
	1200056261	255/70R18	113H	2535	44	7.5	10.1	32.0	12
	1200060613	265/70R18	116H	2755	44	8.0	10.8	32.7	12
	1200042720	225/65R17	102H	1875	44	6.5	9.1	28.4	11
	1200043015	235/65R17	108V XL	2205	50	7.0	9.4	29.0	13
	65	1200043021	245/65R17	107H	2150	44	7.0	9.8	29.5
1200046661		265/65R17	112H	2470	44	8.0	10.7	30.5	12
1200056262		265/65R18	114H	2600	44	8.0	10.7	31.5	12
60	1200046662	265/60R18	110H	2335	44	8.0	10.6	30.5	13
	1200056452	275/60R20	115H	2680	44	8.0	11.0	33.0	13
	1200060614	285/60R18	116H	2755	44	8.5	11.5	31.5	13
55	1200046663	275/55R20	117H XL	2835	50	8.5	11.0	31.9	13

TRU-TRAC HT / M+S

SERIES	PRODUCT CODE	SIZE	LOAD INDEX / SPEED SYMBOL	PR	MAXIMUM LOAD (LBS)		MAX. INFLATION PRESSURE	RIM WIDTH	SECTION WIDTH	OVERALL DIAMETER	TREAD DEPTH
					SINGLE	DUAL					
85	1200046665	LT 235/85R16	120/116S	10	3085	2755	80	6.5	9.6	31.6	15
80	1200046668	LT 235/80R17	120/117R	10	3085	2835	80	6.5	9.4	31.7	14
	1200046664	LT 225/75R16	115/112T	10	2680	2470	80	6.0	8.7	29.3	14
75	1200046666	LT 245/75R16	120/116S	10	3085	2755	80	7.0	9.6	30.5	15
	1200046667	LT 265/75R16	123/120S	10	3415	3085	80	7.5	10.5	31.6	16
	1200046699	LT 285/75R16	126/123R	10	3750	3415	80	8.0	11.7	32.6	17
	1200046669	LT 245/75R17	121/118S	10	3195	2910	80	7.0	9.8	31.5	15
	1200046670	LT 265/70R17	121/118T	10	3195	2910	80	8.0	10.5	31.7	16
70	1200046671	LT 285/70R17	121/118S	10	3195	2910	80	8.0	11.1	32.8	16
	1200046673	LT 275/70R18	125/122S	10	3640	3305	80	8.0	10.7	32.8	16
65	1200046672	LT 275/65R18	123/120R	10	3415	3085	80	8.0	10.8	32.1	16

TRU-TRAC AT



True to the Armstrong TRU-TRAC legacy, this All-Terrain tire provides excellent performance on any road, and under tough road conditions delivers high-speed stability, greater steering response, and maximum comfort. Its design also reduces irregular wear and inhibits block wiggling.



6 YEAR
LIMITED
WARRANTY



24/7
ROADSIDE
ASSISTANCE



ROAD
HAZARD
REPAIRS



60K MILEAGE
WARRANTY



30-DAY MONEY
BACK



FOUR ZIGZAG CIRCUMFERENTIAL GROOVES.

Zigzag grooves provide excellent performance on any road surface.



INTERLOCKING CENTER BLOCKS.

Interlocking center blocks with slanted edges ensure maximum comfort in off-road driving conditions.



RUGGED CASING.

Rugged casing improves high-speed stability and provides greater steering response under tough road conditions.



CONNECTING BRIDGES BETWEEN BLOCKS.

Connecting bridges between shoulder blocks inhibit irregular wear and reduce block wiggling.

TRU-TRAC AT / UTQG 560 A B / M+S

SERIES	PRODUCT CODE	SIZE	LOAD INDEX / SPEED SYMBOL	MAXIMUM LOAD		RIM WIDTH	SECTION WIDTH	OVERALL DIAMETER	TREAD DEPTH
				LBS	PSI				
75	1200043020	235/75R15	109T XL	2270	50	6.5	9.3	28.7	13
	1200056566	265/70R15	116T XL	2755	50	8.0	10.7	29.6	13
	1200057893	215/70R16	104T XL	1985	50	6.5	8.9	27.8	13
	1200057895	225/70R16	107T XL	2150	50	6.5	9.1	28.3	11
70	1200057896	235/70R16	109T XL	2270	50	7.0	9.6	29.0	13
	1200043024	245/70R16	111T XL	2405	50	7.0	9.8	29.4	13
	1200057899	265/70R16	116T XL	2755	50	8.0	10.7	30.5	11
	1200057900	265/70R17	116T XL	2755	50	8.0	10.7	31.7	13
65	1200057894	225/65R17	106H XL	2095	50	6.5	8.9	28.4	13
	1200043017	235/65R17	108H XL	2205	50	7.0	9.4	29.1	13
	1200057897	245/65R17	111T XL	2405	50	7.0	9.6	29.4	13
	1200056568	265/65R17	116T XL	2755	50	8.0	10.7	30.6	12
60	1200057898	265/60R18	114T XL	2600	50	8.0	10.6	30.5	13
	1200057901	275/60R20	116T XL	2755	50	8.0	10.9	33.0	13
55	1200046649	275/55R20	117T XL	2835	50	8.5	10.9	31.9	13

TRU-TRAC AT / M+S

SERIES	PRODUCT CODE	SIZE	LOAD INDEX / SPEED SYMBOL	PR	MAXIMUM LOAD (LBS)		MAX. INFLATION PRESSURE	RIM WIDTH	SECTION WIDTH	OVERALL DIAMETER	TREAD DEPTH
					SINGLE	DUAL					
Flotation	1200056567	LT31X10.50R15	109S	6	2270	-	50	8.5	10.5	30.5	15
85	1200046651	LT 235/85R16	120/116S	10	3085	2755	80	6.5	9.5	31.6	16
80	1200046655	LT 235/80R17	120/117R	10	3085	2835	80	6.5	9.4	31.8	15
	1200046650	LT 225/75R16	115/112S	10	2680	2470	80	6.0	8.7	29.2	16
	1200046652	LT 245/75R16	120/116S	10	3085	2755	80	7.0	9.8	30.4	16
75	1200046653	LT 265/75R16	123/120R	10	3415	3085	80	7.5	10.6	31.6	15
	1200046700	LT 315/75R16	127/124R	10	3860	3525	65	8.5	12.7	34.5	17
	1200046656	LT 245/75R17	121/118S	10	3195	2910	80	7.0	9.8	31.4	15
70	1200046654	LT 305/70R16	124/121R	10	3525	3195	65	9.0	12.5	32.7	17
	1200046657	LT 265/70R17	121/118S	10	3195	2910	80	8.0	10.6	31.7	16
	1200046658	LT 285/70R17	121/118S	10	3195	2910	80	8.5	11.2	32.7	17
65	1200046701	LT 325/65R18	127/124R	10	3860	3525	65	9.5	13.3	34.5	17
	1200046704	LT 275/65R20	126/123S	10	3750	3415	80	8.0	10.7	34.1	16
60	1200046703	LT 325/60R20	126/123R	10	3750	3415	65	9.5	12.9	35.3	16
55	1200046659	LT 285/55R20	122/119S	10	3305	3000	80	9.0	11.2	33.7	15
	1200046702	LT 305/55R20	121/118S	10	3195	2910	65	9.5	12.1	33.2	16

DESERT DOG MT



True to the Armstrong TRU-TRAC legacy, this MT tire is built to withstand harsh off-road conditions while providing maximum grip, traction, and pulling power. Rugged sidewalls act as a shield absorbing shock while wide shoulder scallops drain water to help fight hydroplaning.



6 YEAR
LIMITED
WARRANTY



30-DAY MONEY
BACK



ZIGZAG STONE EJECTORS.

These stone ejectors are situated between tread blocks to prevent damage from stones and other objects, providing better handling and increasing durability.



TUFF TUSK™ TREAD BLOCKS.

Inspired by the grit of Tuffy the Rhino, these tread blocks provide maximum grip, traction, and pulling power on muddy terrains and other challenging road conditions.



RUGGED SIDEWALL BLOCKS.

With a 3-ply polyester construction, these sidewall blocks act as a shield to protect against shocks from off-road obstacles.



WIDE, ANGLED SHOULDER SCALLOPS.

Designed with a higher void ratio, these shoulder scallops provide great off-road traction, self-cleaning abilities, and better water drainage to fight hydroplaning.



SPECIAL TREAD COMPOUND.

This specially made compound provides enhanced grip on rocks and slippery surfaces while maximizing protection against wear and tear.

DESERT DOG MT / M+S

RIM DIA	PRODUCT CODE	SIZE	LOAD INDEX / SPEED SYMBOL	PR	MAXIMUM LOAD (LBS)	MAX. INFLATION PRESSURE	RIM WIDTH	SECTION WIDTH	OVERALL DIAMETER	TREAD DEPTH
						PSI	INCHES	INCHES	INCHES	32NDS
17	1200050570	LT 35x12.50R17	121Q	10	3195	65	10.0	12.5	34.8	21
18	1200050567	LT 35x12.50R18	123Q	10	3415	65	10.0	12.5	34.8	21
	1200050568	LT 35x12.50R18	128Q	12	3970	80	10.0	12.5	34.8	21
	1200050561	LT 33x12.50R20	114Q	10	2600	65	10.0	12.5	32.8	21
	1200050562	LT 33x12.50R20	119Q	12	3000	80	10.0	12.5	32.8	21
	1200046894	LT 35x12.50R20	121Q	10	3195	65	10.0	12.5	34.8	21
20	1200050565	LT 35x12.50R20	125Q	12	3640	80	10.0	12.5	34.8	21
	1200050569	LT 37x12.50R20	126Q	10	3750	65	10.0	12.5	36.8	21
	1200050566	LT 37x13.50R20	127Q	10	3860	65	11.0	13.6	36.8	21
	1200050563	LT 38x15.50R20	125Q	8	3640	50	12.5	15.6	37.8	21

BLU-TRAC VAN



This LTRC summer tire is designed to provide a quiet comfortable ride while giving the driver greater traction on both wet and dry roads. The advanced compound allows for increased fuel efficiency.



6 YEAR LIMITED WARRANTY



24/7 ROADSIDE ASSISTANCE



ROAD HAZARD REPAIRS



40K MILEAGE WARRANTY

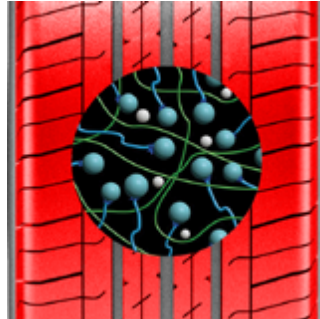


30-DAY MONEY BACK



OPTIMIZED TREAD DESIGN.

An optimized tread design reduces noise for a quiet and comfortable ride.



ADVANCED TREAD COMPOUND.

This advanced compound provides great traction on wet and dry roads with improved mileage for increased fuel efficiency.




WIDE STRAIGHT GROOVES.

These three grooves help prevent aquaplaning on wet roads and allow for better greater handling.

BLU-TRAC VAN

SERIES	PRODUCT CODE	SIZE	LOAD INDEX / SPEED SYMBOL	PR	MAXIMUM LOAD (LBS)		MAX. INFLATION PRESSURE	RIM WIDTH	SECTION WIDTH	OVERALL DIAMETER	TREAD DEPTH
					SINGLE	DUAL	PSI	INCHES	INCHES	INCHES	32NDS
75	1200049956	185/75R16C	104/102S	8	1985	1875	69	5.0	7.2	26.9	12
	1200049960	195/75R16C	107/105S	8	2150	2040	69	5.5	7.7	27.5	12
70	1200049963	165/70R14C	89/87R	6	1280	1200	54	5.0	6.7	23.1	10
	1200049957	195/70R15C	104/102R	8	1985	1875	65	6.0	7.9	25.8	13
	1200049958	225/70R15C	112/110R	8	2470	2335	65	6.5	9.0	27.4	13
65	1200049959	175/65R14C	90/88T	6	1325	1235	54	5.0	7.0	23.0	11
	1200049962	195/65R16C	104/102T	8	1985	1875	69	6.0	7.9	26.0	11
	1200049964	205/65R16C	107/105T	8	2150	2040	69	6.0	8.2	26.5	11
	1200049965	215/65R16C	109/107T	8	2270	2150	69	6.5	8.7	27.0	13
	1200049961	225/65R16C	112/110T	8	2470	2335	69	6.5	9.0	27.5	13
	1200049966	235/65R16C	121/119R	10	3195	3000	69	7.0	9.4	28.0	13





**ARMSTRONG
ALL WEATHER TIRES**



BLU-TRAC PC FLEX



This new generation of All Weather tires works as a hybrid between a summer and winter tire for performance flexibility throughout the seasons. The fusion of summer and winter sipes provide traction in the snow, while the special mixture of compounds delivers grip in varying conditions while improving fuel efficiency.



6 YEAR LIMITED WARRANTY



24/7 ROADSIDE ASSISTANCE



ROAD HAZARD REPAIRS



50K MILEAGE WARRANTY



30-DAY MONEY BACK




EXTRA WIDE TREAD.

Wide tread design provides a consistent footprint to balance traction with tread life.



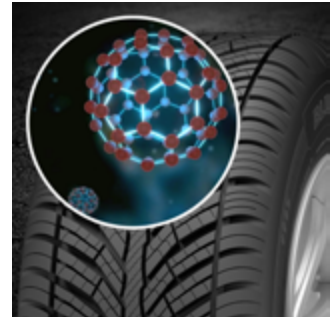
A FUSION OF SIPES.

Summer and winter sipes lead to effective dry braking and greater traction in snow.



A UNIQUE V-SHAPED PATTERN.

V-shaped design with innovative grooves help drain water for better performance year-round.



SPECIAL MIXTURE OF COMPOUNDS.

Compound mix delivers grip in varying road conditions while improving fuel efficiency.

BLU-TRAC PC FLEX / UTQG 320 A A / M+S 

SERIES	PRODUCT CODE	SIZE	LOAD INDEX / SPEED SYMBOL	MAXIMUM LOAD	MAX. INFLATION PRESSURE	RIM WIDTH	SECTION WIDTH	OVERALL DIAMETER	TREAD DEPTH
				LBS	PSI	INCHES	INCHES	INCHES	32NDS
65	1200047721	175/65R14	86H XL	1170	44	5.0	7.0	23.0	9
	1200047726	185/65R15	88H	1235	44	5.5	7.4	24.4	9
	1200047720	195/65R15	91V	1355	44	6.0	7.9	25.0	10
60	1200047719	205/60R16	96V XL	1565	44	6.0	8.2	25.7	10
	1200047718	205/55R16	94V XL	1475	44	6.5	8.4	24.9	9
55	1200047725	215/55R16	97V XL	1610	44	7.0	8.9	25.3	10
	1200047724	225/55R16	99V XL	1710	44	7.0	9.2	25.7	10
	1200047723	205/55R17	95V XL	1520	44	6.5	8.4	25.9	9
50	1200047722	225/50R17	98W XL	1655	44	7.0	9.2	25.9	9
45	1200047717	225/45R17	94W XL	1475	44	7.5	8.9	25.0	10
	1200047716	235/45R17	97W XL	1610	44	8.0	9.3	25.4	10
40	1200047715	225/40R18	92Y XL	1390	44	8.0	9.1	25.1	9

TRU-TRAC SU FLEX



This new generation of All Weather tires

works as a hybrid between a summer and winter tire for performance flexibility throughout the seasons. The asymmetrical tread design combines the best of summer and winter performance, while the optimal density of sipes on the inner and outer treads increased the area of traction and improves handling.



6 YEAR
LIMITED
WARRANTY



24/7
ROADSIDE
ASSISTANCE



ROAD
HAZARD
REPAIRS



50K MILEAGE
WARRANTY




30-DAY MONEY
BACK



A SPECIALLY ENGINEERED TREAD PROFILE.

Tread profile resists irregular wear for longer tire life and durability.




ASYMMETRICAL TREAD PATTERN.

Augmented tread pattern combines the best of summer and winter tread design for excellent All Weather performance.



INNER ZIG-ZAG GROOVES.

Inner grooves with multiple biting edges designed for safe performance during challenging conditions throughout the seasons.



OPTIMAL DENSITY OF SUMMER AND WINTER SIPES.

Winter sipes on the inner tread increases the surface area of traction, while summer sipes on the outer tread provide optimum handling and stability.

TRU-TRAC SU FLEX / UTQG 320 A A / M+S 

SERIES	PRODUCT CODE	SIZE	LOAD INDEX / SPEED SYMBOL	MAXIMUM LOAD	MAX. INFLATION PRESSURE	RIM WIDTH	SECTION WIDTH	OVERALL DIAMETER	TREAD DEPTH
				LBS	PSI	INCHES	INCHES	INCHES	32NDS
70	1200047737	225/70R16	103S	1930	51	6.5	9.0	28.4	10
	1200047738	235/70R16	106T	2095	51	7.0	9.4	29.0	10
	1200047739	265/70R16	112H	2470	51	8.0	10.7	30.6	10
65	1200047735	215/65R15	96H	1565	51	6.5	8.7	26.0	9
	1200047736	215/65R16	102V XL	1875	51	6.5	8.7	27.0	9
	1200047733	225/65R17	102H	1875	51	6.5	9.0	28.5	10
	1200047734	235/65R17	104H	1985	51	7.0	9.4	29.1	10
60	1200047731	235/60R16	100H	1765	51	7.0	9.4	27.1	9
	1200047730	215/60R17	100H XL	1765	51	6.5	8.7	27.2	9
	1200047732	235/60R18	107V XL	2150	51	7.0	9.4	29.1	9
55	1200047728	235/55R17	103H XL	1930	51	7.5	9.6	27.2	9
	1200047729	255/55R18	109V XL	2270	51	8.0	10.4	29.0	9
50	1200047727	255/50R19	107W XL	2150	51	8.0	10.4	29.1	9





**ARMSTRONG
WINTER TIRES**

SKI-TRAC PC



This studless winter, passenger car tire features both grid-shaped and circumferential grooves to deliver enhanced traction, handling, and water/snow evacuation. Its directional tread, sipe design, and grooves work together to increase safety, grip, and comfort.



6 YEAR
LIMITED
WARRANTY




24/7
ROADSIDE
ASSISTANCE



ROAD
HAZARD
REPAIRS




30-DAY MONEY
BACK



A UNI-DIRECTIONAL TREAD.

A uni-directional tread with a grid-shaped groove design provides excellent tire grip during winter conditions and quick slushing of snow and ice.



OPTIMIZED 3D SIPES.

These optimized 3D sipes offer controlled handling and works ideally in diverse winter weather conditions.



FOUR CIRCUMFERENTIAL GROOVES.

These four circumferential grooves provide enhanced traction, increasing handling on wet, snowy roads.

SKI-TRAC PC / STUDLESS

SERIES	PRODUCT CODE	SIZE	LOAD INDEX / SPEED SYMBOL	MAXIMUM LOAD	MAX. INFLATION PRESSURE	RIM WIDTH	SECTION WIDTH	OVERALL DIAMETER	TREAD DEPTH
				LBS	PSI	INCHES	INCHES	INCHES	32NDS
80	1200050981	155/80R13	79T	965	44	4.5	6.2	22.8	10
	1200050980	155/70R13	75T	855	44	4.5	6.2	21.6	10
70	1200050984	165/70R14	81T	1020	44	5.0	6.7	23.1	10
	1200050986	175/70R14	84T	1100	44	5.0	7.0	23.7	10
65	1200050979	155/65R13	73T	805	44	4.5	6.2	20.9	10
	1200050982	155/65R14	75T	855	44	4.5	6.2	22.0	10
	1200050983	165/65R14	79T	965	44	5.0	6.7	22.4	10
	1200050985	175/65R14	82T	1045	44	5.0	7.0	23.0	10
	1200050991	185/65R15	88T	1235	44	5.5	7.4	24.4	10
	1200050995	195/65R15	91T	1355	44	6.0	7.9	25.0	10
60	1200051001	215/65R16	98H	1655	44	6.5	8.7	27.0	10
	1200050988	185/60R14	82T	1045	44	5.5	7.4	22.8	10
	1200050990	185/60R15	88H XL	1235	50	5.5	7.4	23.7	10
	1200050994	195/60R15	88T	1235	44	6.0	7.9	24.2	10
	1200050998	205/60R16	92H	1390	44	6.0	8.2	25.7	10
55	1200051000	215/60R16	99H XL	1710	50	6.5	8.7	26.1	10
	1200050987	185/55R14	80H	990	44	6.0	7.6	22.0	10
	1200050989	185/55R15	86H XL	1170	50	6.0	7.6	23.0	10
	1200050993	195/55R15	89H XL	1280	50	6.0	7.9	23.4	10
	1200050996	195/55R16	87H	1200	44	6.0	7.9	24.4	10
50	1200050997	205/55R16	91H	1355	44	6.5	8.4	24.9	10
	1200050992	195/50R15	86H XL	1170	50	6.0	7.9	22.7	10

SKI-TRAC HP



This studless winter, ultra-high performance tire is comprised of a unique, specially-made polymer compound designed to maintain high-performance and stability during winter conditions. Its V-shaped design allows safe turning and increased handling at high speeds, while the 3D shoulder sipes provide increased traction on snowy roads, wriggling.



6 YEAR
LIMITED
WARRANTY




24/7
ROADSIDE
ASSISTANCE



ROAD
HAZARD
REPAIRS



30
DAY MONEY
BACK



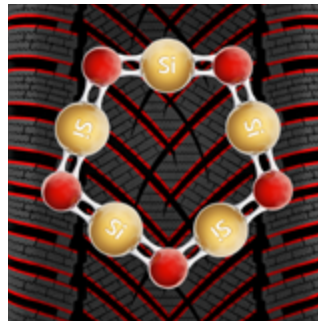
A V-SHAPED DESIGN.

An optimal V-shaped tread design allows for safe cornering and better handling at high speeds on wintry roads.



SPECIAL 3D SIPES.

These special shoulder sipes increase snow traction by creating extra biting edges.



EXTRAORDINARY POLYMER COMPOUND.

This unique polymer compound delivers excellent grip in dynamic winter conditions, ensuring high-performance and stability.

SKI-TRAC HP / STUDLESS

SERIES	PRODUCT CODE	SIZE	LOAD INDEX / SPEED SYMBOL		MAXIMUM LOAD	MAX. INFLATION PRESSURE	RIM WIDTH	SECTION WIDTH	OVERALL DIAMETER	TREAD DEPTH
					LBS	PSI	INCHES	INCHES	INCHES	32NDS
60	1200051005	215/60R17	96H		1565	44	6.5	8.7	27.2	11
	1200050999	215/55R16	97H	XL	1610	50	7.0	8.9	25.3	10
55	1200051003	205/55R17	95V	XL	1520	50	6.5	8.4	25.9	10
	1200051004	215/55R17	98V	XL	1655	50	7.0	8.9	26.3	10
	1200051008	225/55R17	101V	XL	1820	50	7.0	9.2	26.8	10
50	1200051002	205/50R17	93V	XL	1435	50	6.5	8.4	25.1	10
	1200051007	225/50R17	98V	XL	1655	50	7.0	9.2	25.9	10
45	1200051006	225/45R17	94V	XL	1475	50	7.5	8.9	25.0	10
	1200051011	245/45R18	100V	XL	1765	50	8.0	9.6	26.7	10
	1200051012	245/45R19	102V	XL	1875	50	8.0	9.6	27.7	10
40	1200051009	225/40R18	92V	XL	1390	50	8.0	9.1	25.1	10
	1200051010	245/40R18	97V	XL	1610	50	8.5	9.8	25.7	10

TRU-TRAC AT II

The TRU-TRAC AT II is The 2nd Generation “All Terrain” pattern



UPCOMING SIZES		UPCOMING SIZES	
TIRE SIZE	LI/SS	TIRE SIZE	LI/SS
215/75R15	100S	LT265/70R18	124/121Q
245/75R16	111S	LT275/55R20	120/117S
255/70R16	111S	LT275/60R20	123/120S
265/50R20	111T XL	LT275/65R18	123/120S
265/60R18	110T	LT275/70R18	125/122S
265/65R17	116T XL	LT285/60R20	125/122S
265/65R18	114T	LT285/65R18	125/122S
275/65R18	116T	LT285/70R17	121/118S
285/45R22	114H XL	LT285/75R16	126/123R
285/70R17	117T	LT285/75R17	128/125R
LT235/70R15	114/110Q	LT295/60R20	126/123S
LT235/75R15	116/113Q	LT295/70R18	129/126R
LT265/60R20	121/118S	LT305/55R20	125/122S
LT265/65R18	122/119Q	LT315/70R17	121/118S
LT265/70R17	121/118S	LT35X12.50R18	128R

SKI-TRAC S

The **SKI-TRAC S** is a Winter Studdable pattern



UPCOMING SIZES	
TIRE SIZE	LI/SS
195/55R16	91T XL
205/55R16	94T XL
205/60R16	96T XL
205/65R16	95T
215/50R17	95T XL
215/55R17	98T XL
215/55R18	99T XL
215/60R16	99T XL
215/60R17	100T XL
215/65R16	102T XL
215/65R17	103T XL
225/45R17	94T XL
225/45R18	95T XL
225/50R17	98T XL

UPCOMING SIZES	
TIRE SIZE	LI/SS
225/55R17	101T XL
225/55R18	102T XL
225/55R19	103T XL
225/60R17	103T XL
225/60R18	104T XL
225/65R17	106T XL
235/45R18	98T XL
235/55R17	103T XL
235/55R18	104T XL
235/55R19	105T XL
235/55R20	102T
235/60R18	107T XL
235/65R17	108T XL
235/65R18	110T XL

UPCOMING SIZES	
TIRE SIZE	LI/SS
245/45R19	102T XL
255/50R19	107T XL
255/55R20	110T XL
265/55R20	113T
265/60R18	114T XL
265/65R17	116T XL
265/65R18	114T
285/50R20	116T XL
285/60R18	116T

TUFF 360 WARRANTY PROGRAM

ABOUT TUFF 360® WARRANTY

This limited warranty only applies to the original purchaser of new Armstrong brand replacement radial tires, supplied either directly or through an authorized Armstrong dealer, which are mounted on passenger cars, vans, and light trucks and have been used on the same vehicle they were originally installed on.

This warranty applies to consumers purchasing and using the tires in all of the United States (including Puerto Rico; excluding Guam and the U.S. Virgin Islands), and Canada.

WHAT IS COVERED BY THE TUFF 360® WARRANTY?

The Armstrong Tire Warranty offers the following benefits:

- I. WORKMANSHIP AND MATERIALS WARRANTY
- II. MILEAGE TREADWEAR WARRANTY
- III. 24/7 ROADSIDE ASSISTANCE PROGRAM
- IV. ROAD HAZARD REPLACEMENT PROGRAM
- V. 30-DAY MONEY BACK GUARANTEE, NO QUESTIONS ASKED

BENEFIT I WORKMANSHIP & MATERIALS WARRANTY

All Armstrong tires are warranted against defects in workmanship and material and will be replaced 100 % free of charge for the initial warranty period, which is the first 2/32" of the original usable tread, or within twelve (12) months from the date of purchase (proof of purchase required), whichever comes first.

Applicable fees, taxes, and costs of mounting and balancing are payable by the owner.

After the 100 % replacement term expires and the tire is still within six (6) years from the date of purchase (proof of purchase required), credit will be pro-rated towards the purchase of a comparable Armstrong tire. The credit will be determined by

the percentage of original tread depth remaining on the tire and the current Armstrong price in effect at the time of adjustment. Applicable fees, taxes, and costs of mounting and balancing are payable by the owner.

REFER TO THE EXAMPLE BELOW TO OBTAIN THE CREDIT PERCENTAGE.

RTD = Remaining Tread Depth OTD = Original Tread Depth
If RTD = 5/32" = 5 and OTD = 10/32" = 10

THE CALCULATION IS:

$$\frac{\text{Remaining Usable Tread Depth (5-2)}}{\text{Original Usable Tread Depth (10 - 2)}} = \frac{3}{8} = 0.375 = 38\%$$

BENEFIT II MILEAGE TREADWEAR WARRANTY

Most patterns manufactured by Armstrong Tire are covered by a mileage warranty from the point of original purchase (proof of purchase required). If a tire reaches the end of its usable tread life (2/32") before the stated mileage warranty, it will be replaced by a comparable Armstrong tire on a pro-rated basis. The adjustment cost will be determined by multiplying the percentage of mileage obtained by the current Armstrong price in effect at the time of adjustment. Applicable fees, taxes, and costs of mounting and balancing are payable by the owner.

TO BE ELIGIBLE FOR ARMSTRONG'S MILEAGE TREADWEAR WARRANTY, THE FOLLOWING CONDITIONS APPLY:

1. The tires must be rotated every 5,000 – 6,000 miles.
2. The owner must be the original purchaser of the tires and have the original copy of the invoice showing the mileage at installation.
3. The original purchaser must be the owner of the vehicle on which the tires were originally installed.
4. The tires are worn out evenly across the tread, down to the treadwear indicator (2/32") at which time they are considered to be 100 % worn out. The tire must not have more than 2/32" tread depth difference.
5. The Tire Rotation Card (included) must be completed by the servicing dealer.
6. For vehicles equipped with staggered size fitments (different tire sizes on the front and rear axles) which cannot be rotated, the mileage warranty for the front or rear tires will be 50 % of the warranted miles specified under the standard Armstrong treadwear warranty.

CATEGORY	PATTERN	MILEAGE COVERED (MILES)
PCR All Season	BLU-TRAC PC	85K
PCR All Weather	BLU-TRAC PC Flex	50K
UHP All Season	BLU-TRAC HP	45K
SUV All Season	TRU-TRAC SU	65K
SUV All Weather	TRU-TRAC SU Flex	50K
4x4 HT	TRU-TRAC HT	65K
4x4 AT	TRU-TRAC AT	60K
4x4 MT	DESERT DOG MT	-
LTRC	BLU-TRAC Van	60K
Studless Winter PCR	SKI-TRAC PC	-
Studless Winter UHP	SKI-TRAC HP	-

BENEFIT III 24/7 ROADSIDE ASSISTANCE PROGRAM

Upon purchasing Armstrong Tires and during a two-year term, you are eligible for one reimbursement per Armstrong tire up to \$75.00 per twelve-month period for roadside flat tire changing assistance provided by a licensed provider of your choice.

BENEFIT III ROAD HAZARD REPLACEMENT PROGRAM

TUFF 360® offers a road hazard warranty that protects the consumer against non-repairable damage caused by cuts, punctures, snags, and bruises, or impact damages caused by potholes, curbs or other objects on the road.

This Road Hazard Program is included with new Armstrong BLU- TRAC PC, BLU-TRAC PC Flex, BLU-TRAC HP, TRU- TRAC SU, TRU-TRAC SU Flex, TRU-TRAC AT*, TRU-TRAC HT* and light truck tires sold by tire retailers and is administered by ZAFCO International ("Program Administrator").

*Commercial-use and off-road use tires are excluded from the Program.

A. WHAT ARE THE TERMS?

This Program covers eligible Armstrong tires for a term of 24 months from the date on the original purchase invoice for the tires, or until any part of the tire tread that comes in contact with the road has a tread depth of 2/32" or less, whichever occurs first.

The Terms are as follows:

Covered tires will be eligible for a free replacement for first two years from the date of purchase.

This Program covers only the new Armstrong passenger or light truck tires named above that are (i) purchased by the consumer, from a tire retailer selling Armstrong tires, and (ii) that are listed clearly on the original invoice, identified by tire brand, type, size and the part/SKU number(s), (iii) while installed on the vehicle identified by year, make, model, and mileage on the original purchase invoice ("Eligible Armstrong Tires").

B. WHAT IS ROAD HAZARD DAMAGE?

Road hazard damage occurs when a tire fails as a result of a puncture, bruise, or impact break incurred during the course of normal driving on a road maintained by state or local authority. Nails, glass and potholes are the most common examples of road hazards.

C. WHAT ARE THE BENEFITS?

This Program provides reimbursement for flat tire repair and/ or tire replacement, up to the original purchase price of the tire or the replacement tire price, whichever is less, not to exceed a maximum of \$200.00 during the Term, when an eligible Armstrong tire is damaged by a road hazard ("Benefit Limit").

1. **FLAT TIRE REPAIR:** If, during the Term, an eligible Armstrong tire is damaged due to a covered road hazard and can be safely repaired per industry standards and guidelines, the tire may be repaired by any Servicing Facility. The permanent patch/ plug and the labor to perform the repair will be covered up to \$20.00 per tire per occurrence. Balancing is not covered. The consumer is responsible for any additional charges including, but not limited to shop supplies. The Program will remain in effect for the repaired tire for the remainder of the Term. It is not necessary to contact the Program Administrator before having a flat tire repaired.

2. **TIRE REPLACEMENT:** If, during the Term, an eligible Armstrong tire is damaged due to a covered road hazard, the damaged tire will be replaced with an exact make/model of tire if available. If not available, a comparable quality tire will be installed.

When an eligible Armstrong tire failure occurs in the first twelve (12) months of ownership, the eligible Armstrong tire will be replaced with reimbursement up to the Benefit Limit. When an eligible Armstrong tire fails after the first twelve (12) months of ownership, the consumer is responsible for 50 % of the original purchase price of that tire. For example, if the original price of the eligible Armstrong tire was \$100, and it is damaged in the 18th month of ownership, the portion of the replacement cost is 50 % of the original purchase price of the Eligible Armstrong Tire, \$50.00. In no event shall 100% coverage exceed the Benefit Limit.

The consumer is responsible for any additional charges including, but not limited to, mounting, balancing, taxes and miscellaneous fees.

D. WHAT ARE THE LIMITATIONS?

- Under no circumstances will the eligible reimbursement amount exceed the Benefit Limit of \$200.
- The consumer must pay for all charges incurred for service, repair, and/or replacement and submit a claim for reimbursement of eligible expenses.
- The Program Administrator reserves the right to limit reimbursement to the generally accepted retail replacement costs.

WHAT TO DO IN CASE OF A ROAD HAZARD CLAIM

1. IF YOU ARE THE SERVICING FACILITY.

In the case of claims related to road hazard, the Servicing Facility or Authorized Retailer of the eligible Armstrong tires must contact the Program Administrator at 1-844-806-2111 for prior authorization (not required for flat tire repair, applicable to tire replacement only).

NOTE. All reimbursements for claims are made directly to the consumer. However, if the Servicing Facility is willing to accept payment directly from the Program Administrator, please submit the required claim documents as specified below.

2. IF YOU ARE THE CONSUMER.

For all claim reimbursements including flat tire repair, roadside assistance and tire replacement related to road hazards, you must:

1. TAKE YOUR VEHICLE TO:

- (1) The original facility where you purchased your Armstrong tires,
- (2) to an authorized Armstrong retailer, or (3) to the nearest tire servicing facility. The servicing facility must contact the program administrator at 1-844-806-2111 for prior authorization and to obtain a claim number (not required for flat tire repair, applicable to tire replacement only).

2. HAVE PROPER DOCUMENTATION READY.

2.1. A copy of the original invoice showing the purchase of your Armstrong tires including:

- I. Tire servicing facility name, address and phone number
- II. Your name, address, and signature
- III. Year/make/model and mileage of vehicle
- IV. Brand, type, and size of tire(s)

2.2. A signed copy of the paid repair or replacement invoice, including:

- I. Tire servicing facility name, address and phone number.
- II. Your name, address, and signature.
- III. Brand, type, size and purchase price of the replacement tire.
- IV. Year/Make/Model of Vehicle.

3. SEND REQUIRED DOCUMENTS TO

RHclaimsUS@zafco.com, by fax to (305) 906-3811 or postal mail to Armstrong Tire/ ZAFCO, 4220 W. 104th Street, Suite 11, Hialeah, FL 33018

IMPORTANT REMINDERS.

- You must pay for all charges incurred for service, repair, and/ or replacement and submit a claim for reimbursement of eligible expenses as described above.
- You are responsible for your portion of the replacement cost, if any, and any and all other charges not covered by this Program.
- For assistance changing a flat tire, you may contact your own service provider.
- Tires being replaced under the Program must be surrendered to the Servicing Facility.
- Tires being replaced under the Program must be made available available for inspection if requested by the Servicing Facility.
- If a tire needs to be replaced and authorization cannot be obtained because the damage has occurred outside of the Program Administrator's normal business hours. In order to be eligible for reimbursement: (1) you must go to the original facility where you purchased your Armstrong tires, or to an authorized Armstrong retailer, or to the nearest tire servicing facility; (2) if replaced, the damaged tire must be retained, and after must ensure disposal of waste tire to a lawful place AND (3) the Program Administrator must be contacted at 1-844-806-2111. There is no guaranteed eligibility.

BENEFIT V 30-DAY MONEY BACK GUARANTEE, NO QUESTIONS ASKED

TUFF 360® offers a 30-day trial period for all Armstrong tires purchased as replacement tires in the United States and Canada (commercial use excluded). Eligible Armstrong tires may be returned within 30 days from the date of purchase for a full refund (including the cost of mounting and balancing of up to \$10.00 per tire, as well as applicable taxes).

The tires must be returned to the retailer from which they were purchased with the original sales invoice.

GENERAL EXCLUSIONS

The trial offer applies only to the original purchased set of four tires. Tires are not eligible for a refund if:

- Tires have been used in motorsports activities or competitive events.
- Tires have been transferred from the vehicle on which they were originally installed.
- There is a road hazard or injury such as: damage caused by obstacles or debris, cuts, punctures (whether repairable or not), snags, bruises, tears, abrasions or impact breaks.
- There is damage or failure resulting from improper operation or maintenance such as: operating while flat or severely under-inflated, improper application of tire size and/or specification, improper mounting/ dismounting procedures or tire/wheel assembly balance; load, speed and inflation practices causing excessive operational temperatures that exceed tires' capabilities, damage caused by tire repair.
- There is damage or failure resulting from: damaged rim or chain damage; wheel alignment or brake problems, mechanical irregularities in the vehicle or wheel, negligence, misuse and abusive driving, including but not limited to spinning, racing or accident damage.
- The tires have more than 1/32" (0.8mm) treadwear.

WHAT IS NOT COVERED BY THE TUFF 360® WARRANTY?

- Ride disturbances that occur after the first 2/32" of treadwear.
- Replacement of (3) three or more tires from the same vehicle.
- This warranty applies to consumers purchasing and using the tires in all of the United States (including Puerto Rico; excluding Guam and the U.S. Virgin Islands), and Canada.
- Tires worn beyond the treadwear indicators (less than 2/32" remaining tread).
- The cost of mounting and balancing and applicable taxes and fees (except when specified).
- Tire damage or irregular wear due to:
 - > Continued use while run flat or under acute under-inflation.
 - > Improper repair, or with repairs not conforming to the Rubber Manufacturers' Association standards, or with section repairs, or with self-vulcanizing plug only.
 - > Improper use or operation, including, but not limited to: over inflation, overloading, contamination or degradation by petroleum products or other chemicals, tire chain damage, use for racing or competitions, excessive off-road use, or willful damage or abuse.
 - > Improper or insufficient maintenance, including, but not limited to: misalignment, wheel imbalance, defective brakes or shock absorbers, improper mounting or demounting, or other vehicle conditions.
 - > Failure to rotate the tire at least every 5,000 – 6,000 miles.
 - > Tires with the D.O.T identification number removed or rendered illegible.
- Tires that are:
 - > Installed on any other vehicle other than the vehicle of original installation.

> Acquired as used tires or purchased by somebody other than you.

- Ozone or weather cracking on tires purchased over four (4) years from date of purchase (proof of purchase is required).
- Damage incurred outside the United States and Canada.
- Tire repairs or replacements made by anyone other than a Tire Servicing Facility, its agents, contractors or licensees.
- Repair, replacement, or flat tire changing assistance for tires that are not: (1) purchased by the Consumer, from an authorized Armstrong Tire retailer, and (2) clearly listed on the original purchase invoice; (3) identified by the tire brand, type, size, and the part/SKU numbers; (4) while installed on the vehicle identified by year, make, and model on the original purchase invoice; and (5) damaged while installed on the vehicle.
- Repair or replacement of tires that:
 - > Have been repaired in a manner other than per tire manufacturer guidelines and industry approved methods.
 - > Have been re-treaded, re-capped, re-grooved, remolded, or tubed.
- Repair or replacement of any tire(s) used or installed on vehicles with a manufacturer's load rating capacity greater than one-ton.
- Repair or replacement of any tire(s) used or installed on vehicles with a load capacity of one-ton or greater designed for, built for or used in a private recreational or commercial application including but not limited to Class A (or Type A) Motor Homes and Class C (or Type C) Motor Homes.
- Repair or replacement of any tire(s) used or installed on motorcycles, trailers, or on vehicles used for competitive driving or racing, police or emergency service, snow removal, carriage of passengers for hire, commercial towing, construction, or postal service.
- Repair or replacement of any tire(s) used or installed on vehicles used for farming, ranching, or agriculture, and vehicles that are registered to or licensed under a farm or ranch.
- Repair or replacement of tire pressure monitoring systems (TPMS) and/or devices and components associated with TPMS.
- Fees charged by the roadside assistance provider when (1) the driver is not with the Covered Vehicle when the roadside assistance provider arrives; (2) the Covered Vehicle is not at the location given to the dispatcher when the roadside assistance provider arrives; or (3) if the consumer does not call back to cancel the requested service within the window given by the roadside assistance provider.
- Tire alteration of any manner, including, but not limited to: siping, buffing, stud pin holes, regrooving, or additives.
- Any other damage caused by user's actions or omissions not in conformity with vehicle manufacturer's specifications or instructions.

WHERE TO GO FOR WARRANTY REPLACEMENT

Whenever possible you should return your vehicle to the original facility you purchased your Armstrong tires from. If you are unable to return to the original servicing facility, you can locate an authorized dealer at armstrongtire.com/dealer-locator or call the toll-free number 1-844-806-2111 for assistance.

HOW TO FILE A CLAIM

DEALER'S OBLIGATION

In order to claim an adjustment from Armstrong Tire for claims related to I. Workmanship and Materials Warranty and II. Mileage Treadwear Warranty, the dealer must:

1. Fill out a "Claim Adjustment Form"
2. Email the completed form to claims@armstrongtire.com along with three medium resolution pictures of the following:
 - Serial and DOT number, labeled as 1-1.
 - Claim condition, labeled as 1-2.
 - Complete tire with the tread portion clearly visible, labeled as 1-3 and so forth.

- Mileage Warranty & Tire Rotation Card (applicable to mileage related adjustments only)

3. Mail us the DOT and serial number cut-outs of adjusted claims at:

ZAFCO International

Attn: Armstrong Tires Technical Department 4220 W. 104th Street,
Suite 11, Hialeah, FL
33018 United States

IN ORDER TO CLAIM REIMBURSEMENT FOR A REFUND RELATED TO V. 30-DAY MONEY BACK GUARANTEE, THE DEALER MUST:

1. Fill out a "Claim Adjustment Form" with a description about the reason for return.
2. Email the completed form to claims@armstrongtire.com along with a copy of the original purchase invoice of the tires showing:
 - Armstrong Tire retailer name, address and phone number.
 - Year/make/model and mileage of vehicle.
 - Brand, type, and size of tire(s).
 - DOT number(s).

All claims will be processed within 30 days. Once approved, credit will be issued for the original purchasing price of the tire(s). In the case of a refund related to the 30-DAY MONEY BACK

GUARANTEE, the cost of mounting and balance up to \$10.00, and applicable taxes will also be reimbursed.

CONSUMER'S OBLIGATION

IN ORDER TO BE ELIGIBLE FOR BENEFITS OFFERED BY THE TUFF 360™ WARRANTY, THE CONSUMER MUST:

1. Present the tire to an authorized Armstrong retailer (or the original facility the tires were purchased from, wherever possible).
2. Present a copy of the original purchase invoice with the documented automobile mileage at the time of tire installation.
3. Present a tire rotation record showing that all tires have been rotated at least every 5,000 – 6,000 miles (applicable to mileage warranty claims only).
4. Pay the amount due on a replacement tire (if any), including taxes, mounting and balancing charges and/or the cost of other services, less the amount of credit.
5. For claims related to Road Hazard or Roadside Assistance, please see specific instructions stated in section titled "WHAT TO DO IN CASE OF A ROAD HAZARD CLAIM".

Summary of Armstrong Tire Tuff 360® Warranty Program

CATEGORY	PATTERN	ROAD HAZARD / ROADSIDE ASSISTANCE	MILEAGE COVERED (MILES)	30 DAY TRIAL
PCR All Season	BLU-TRAC PC	YES	85K	YES
PCR All Weather	BLU-TRAC PC Flex	YES	50K	YES
UHP All Season	BLU-TRAC HP	YES	45K	YES
SUV All Season	TRU-TRAC SU	YES	65K	YES
SUV All Weather	TRU-TRAC SU Flex	YES	50K	YES
4x4 HT	TRU-TRAC HT	YES	65K	YES
4x4 AT	TRU-TRAC AT	YES	60K	YES
4x4 MT	DESERT DOG MT	NO	-	YES
LTRC	BLU-TRAC Van	NO	60K	NO
Studless Winter PCR	SKI-TRAC PC	YES	-	YES
Studless Winter UHP	SKI-TRAC HP	YES	-	YES

SAFETY WARNING

Armstrong makes your safety our top priority. It is essential for you to ensure proper use and maintenance of your tires to avoid any serious injury. Here are some safety tips we recommend to mitigate your risk of tire failure:

- Owners must continue to rotate tires in accordance to their vehicle owner's manual or every 5,000 – 6,000 miles.
- Tires should be regularly inspected by a qualified tire professional for any signs of damage.
- Tires should be mounted only by trained professionals. Follow all instructions in the vehicle owner's manual or tire placard in vehicle to avoid under-inflation, overloading and misapplication.
- Use approved rims and wheels only.
- Do not spin tires on slippery surfaces such as snow, ice, or mud, or spin in excess of 35 mph (56 kph), as indicated on the speedometer.
- We recommend replacing any tires that are beyond (10) ten years from their date of manufacture. If your vehicle manufacturer has specific recommendations for tire replacement, you should follow the specific recommendations for that vehicle.
- Always avoid purchasing used tires. Previous usage may have damaged internal components that may lead to tire failure.
- We recommend replacing all four tires at the same time. However, when only two are replaced, the new tires should be installed on the rear since deeper tread may provide better grip and water evacuation in wet conditions.
- We recommend routine air pressure checks as per your vehicle manufacturer's specifications.

Any tire, no matter how well constructed, may fail in use as a result of damage or misuse. If you experience any vibrations or ride disturbances, or notice a bulge, bump, or any kind of irregularities, we recommend having your tires evaluated by a qualified tire servicer immediately.



ARMSTRONGTIRE.COM

Zafco International LLC

Countyline Corporate Park
4220 W 104th Street, Suite 11
Hialeah, FL 33018

